



What you can do when your baby has fever


Temperature range for babies and toddlers
(forehead measurement)

Normal temperature	35.8 – 36.9 °C
Increased temperature	37.0 – 37.5 °C
Light fever	37.6 – 38.0 °C
Moderate fever	38.1 – 38.5 °C
High fever	38.6 – 39.4 °C
Very high fever	39.5 – 42.0 °C



Product	Article No.
Veroval Baby	925 075

Follow us on:



PAUL HARTMANN Middle East
Dubai Airport Freezone
P.O. Box 54525 Dubai
United Arab Emirates
Phone: +971 4 2996996
me.hartmann.info



Veroval®
baby



Because we
love them

The silent and non-contact
thermometer

Veroval[®] baby

What you should know for your baby Facts on non-contact thermometers

Forehead thermometers measure the temperature of the body via the *arteria temporalis*. It emits nearly the same temperature as the core of our body.



Tips and advice

Our body temperature naturally fluctuates throughout the day. For example, your baby's temperature can be a little bit warmer in the evening than it is in the morning.

In case of fever you may comfort your child by taking certain measures:

- Make sure your baby drinks enough. Offer something to drink every 30 minutes.
- Confine your baby to bed. Rest is important for recovery.
- Do not bundle your baby in too many clothes and blankets to avoid building up heat.
- Check your baby's temperature at regular intervals.

Do consult a doctor if ...

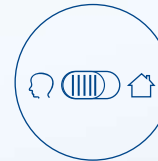
- ... you want to give medicine to your baby
- ... the fever lasts more than one day
- ... the fever occurs again
- ... the fever does not decrease even with medication
- ... your baby doesn't drink enough
- ... your baby has diarrhea, vomiting or abdominal pain
- ... your baby has seizures

Please note: This list makes no claim to completeness.

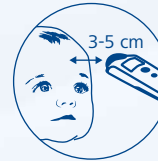
The gentle and silent way to measure temperature

On forehead

Step 1: Select the measuring mode "forehead" on the side of the device.



Step 2: Press the on/off button O/I to switch on the device.



Step 3: Place the thermometer at a distance of 3-5 cm at the center of the forehead.

Step 4: Press "SCAN" and move the thermometer from the center of the forehead towards the temple.

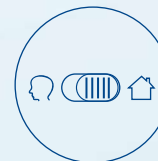


Step 5: Wait for 3 seconds, until the display illuminates and you can read the result.

The new ThermoVal[®] baby also offers practical features, like measuring the temperature of food, milk bottles, bathwater and even ambient temperatures, for example in your baby's room.

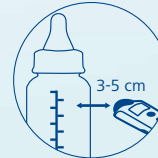
On objects and environment

Step 1: Select the measuring mode "environment" on the side of the device.



Step 2: Press the on/off button O/I to switch on the device.

Step 3: Place the thermometer at a distance of 3-5 cm from the object.



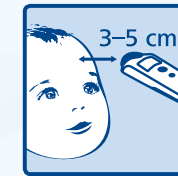
Step 4: Press "SCAN" without moving.

Step 5: Wait for 3 second until the display illuminates and you can read the result.

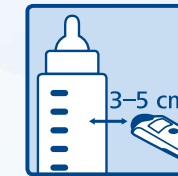


Discover the benefits of the new Veroval[®] baby

3-in-1 application



On forehead



On objects,
e.g. milk bottle



In rooms,
e.g. baby's room



0+

For newborns
and above

Fast: forehead measurement within 3 seconds

Convenient: measure objects and ambient temperature

Silent: optical fever alarm

Practical: memory function stores the last 10 measurements

Safe: with storage box

Simple: easy to operate

Reliable: 3-year warranty

Clinically
Validated